



8165 E Kaiser Blvd. Anaheim, CA 92808
www.lightlaboratory.com

Report No: L112210704



Report No: L112210704

Issue Date: 11/17/2022

Report Prepared For: USTE dba Vista Professional Outdoor Lighting
1625 Surveyor Ave., Simi Valley CA 93063

Model Number: 1054-X-MF-30-A-MV-ND

Test: Photometric/Colorimetric/Electrical Test

Standards Used: Appropriate part or all test guidelines were used for test performed:

IESNA LM79: 2019 Approved Methods for Electrical and Photometric Measurements of Solid-State Lighting Products

ANSI NEMA ANSLG C78.377: 2017 Specification of the Chromaticity of Solid State Lighting Products

ANSI C82.77-10:2014: Harmonic Emission Limits-Related Quality Requirements for Lighting Equipment

Description of Sample: Client submitted the sample. Received in working and undamaged condition. No modifications were necessary.

Special Test Condition: Fixture is tested with no special conditions.

Date of Tests: 11/17/22

Seasoning of Sample: No seasoning was performed in accordance with IESNA LM-79.

Equipment List

Equipment Used	Model No	Stock No	Calibration Due Date
Chroma Programmable AC Source	61604	PS-AC02	--
Yokogawa Digital Power Meter	WT210	MT-EL06-S4	4/7/23
HP Power Supply	6032A	PS-DC05-S2	--
Fluke Digital Thermometer	52K/J	MT-TP05	3/17/23
LLI Type C Goniophotometer System	RMG-C-MKII	CD-LL04-GC	--
LLI 2M Sphere	2MR97	CD-SN03-S2	--
LLI Spectroradiometer	SPR-3000	MT-SC01-S2	Before Use

General Information

Manufacturer:	USTE dba Vista Professional Outdoor Lighting
Model Number:	1054-X-MF-30-A-MV-ND
Driver Model Number:	ERP PSB30W-1050-27.5

Test Summary

Total Lumens:	5989.00
Efficacy:	114.37
Color Redering Index:	82.5
Correlated Color Temperature:	3095
Input Voltage (VAC/60Hz):	120.01
Input Current (Amp):	0.4455
Input Power (W):	52.37
Input Power Factor:	0.9793
Current ATHD (%):	14.2%

Test Condition

Ambient Temperature (°C):	25.0
Stabilization Time (Hours):	0:35
Total Operating Time (Hours):	1:00


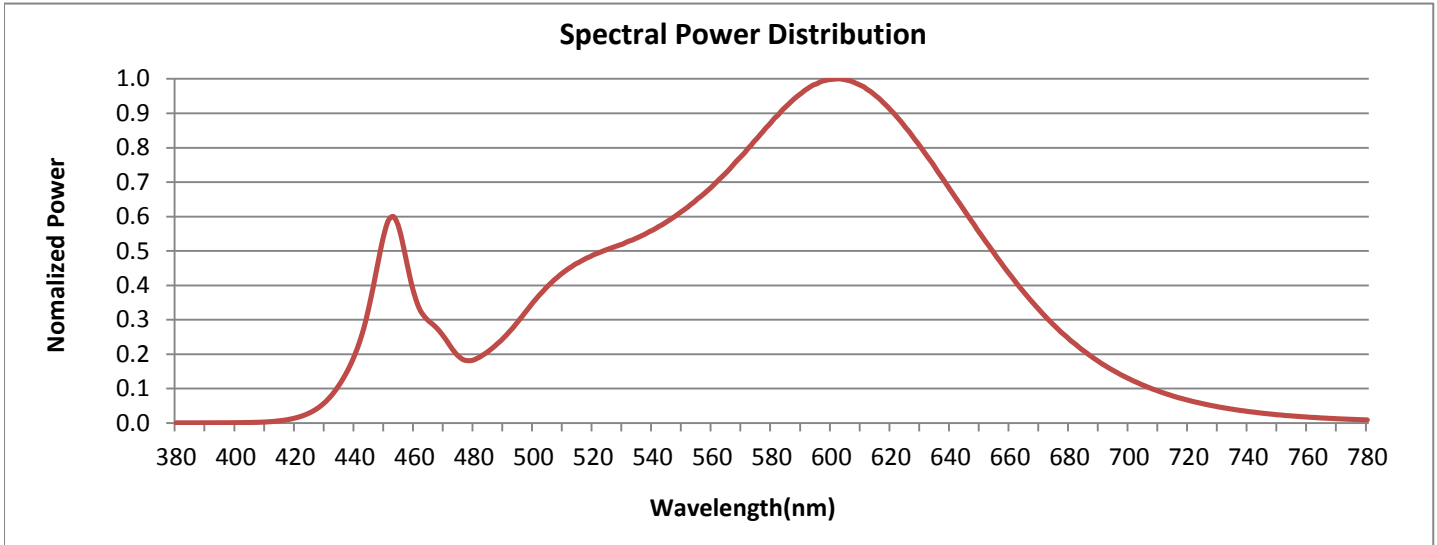


FIG. 1 LUMINAIRE

Colorimetry Test Results

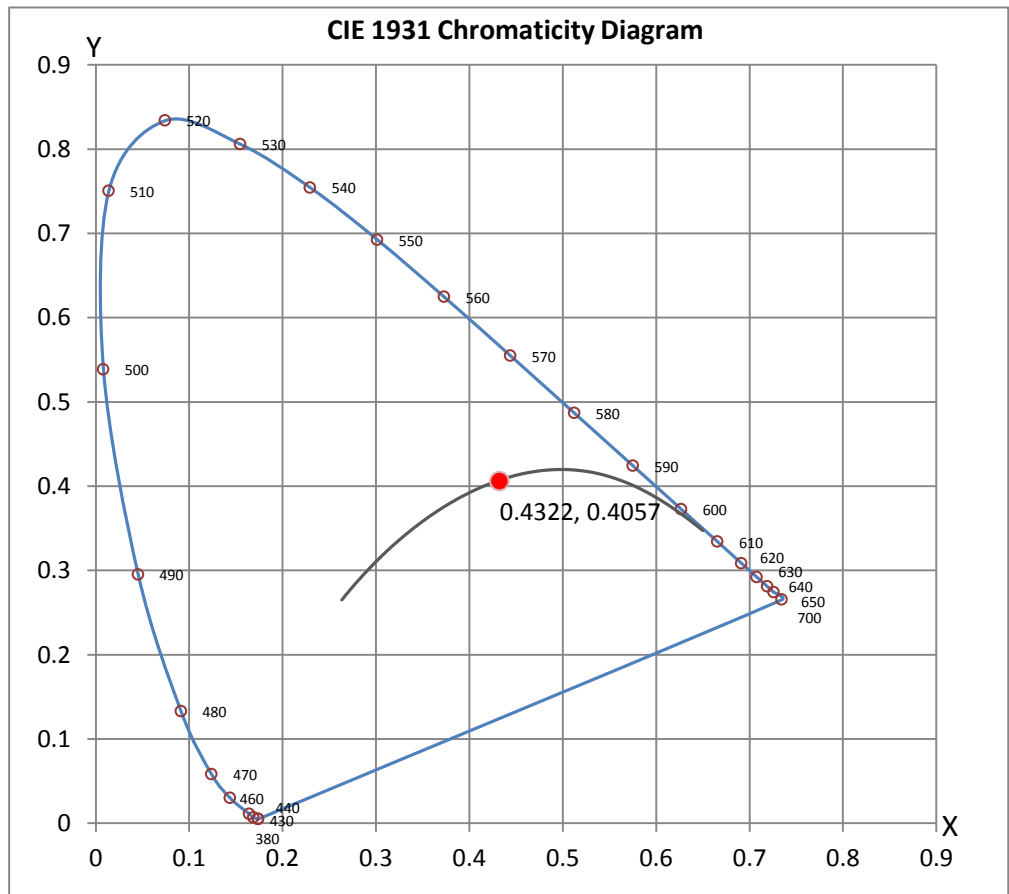


CRI & CCT

x	0.4322
y	0.4057
u'	0.2468
v'	0.5213
CRI	82.50
CCT	3095
Duv	0.00133

R Values

R1	80.53
R2	90.63
R3	96.51
R4	81.10
R5	81.33
R6	89.40
R7	82.54
R8	57.80
R9	3.49
R10	79.29
R11	81.06
R12	69.68
R13	82.90
R14	98.61
R15	72.30



Test Methods

Photometric Measurements - Goniophotometer

A Custom Light Laboratory Type C Rotating Mirror Goniophotometer was used to measure candelas(intensity) at each angle of distribution as defined by IESNA for the appropriate fixture type.

Ambient temperature is set to 25°C and is measured from the center of the fixture, within 1ft from the outside of the fixture. Temperature is maintained at 25°C throughout the testing process and the sample is stabilized for at least 30mins and longer as necessary for the sample to achieve stabilization.

Electrical measurements are measured using the listed equipment.

Spectral Measurements - Integrating Sphere

A Sensing Spectroradiometer SPR-3000, in conjunction with Light Laboratory 2 meter integrating sphere was used to measure chromaticity coordinates, correlated color temperature(CCT) and the color rendering index(CRI) for each sample.

Ambient temperature is set to 25°C and is measured from the center of the fixture, within 1ft from the outside of the fixture. Temperature is maintained at 25°C throughout the testing process and the sample is stabilized for at least 30mins and longer as necessary for the sample to achieve stabilization.

Electrical measurements are measured using the listed equipment.

Disclaimers:

The results related only to the samples as received and tested. This report must not be used by the customer to claim product certification, approval or endorsement by NVLAP, NIST or any agency of the Federal Government.

Report Prepared by : Kunjan Modi

Test Report Reviewed by:



Steve Kang
Quality Assurance

**Attached are photometric data reports.*



8165 E. Kaiser Blvd. Anaheim, CA 92808
 www.lightlaboratory.com

Photometric Test Report

IES FLOOD REPORT
PHOTOMETRIC FILENAME : L112210704.IES

DESCRIPTIVE INFORMATION (From Photometric File)

IESNA:LM-63-2002
 [TEST] L112210704
 [TESTLAB] LIGHT LABORATORY, INC. (www.lightlaboratory.com)
 [ISSUEDATE] 11/17/2022
 [MANUFAC] USTE dba Vista Professional Outdoor Lighting
 [LUMCAT] 1054-X-MF-30-A-MV-ND
 [LUMINAIRE] LED LINEAR FLOODLIGHT-MEDIUM FLOOD
 [BALLASTCAT] ERP PSB30W-1050-27.5
 [OTHER] INDICATING THE CANDELA VALUES ARE ABSOLUTE AND
 [MORE] SHOULD NOT BE FACTORED FOR DIFFERENT LAMP RATINGS.
 [INPUT] 120VAC
 [TEST PROCEDURE] IESNA:LM-79-08

Note: Candela values converted from Type-C to Type-B

CHARACTERISTICS

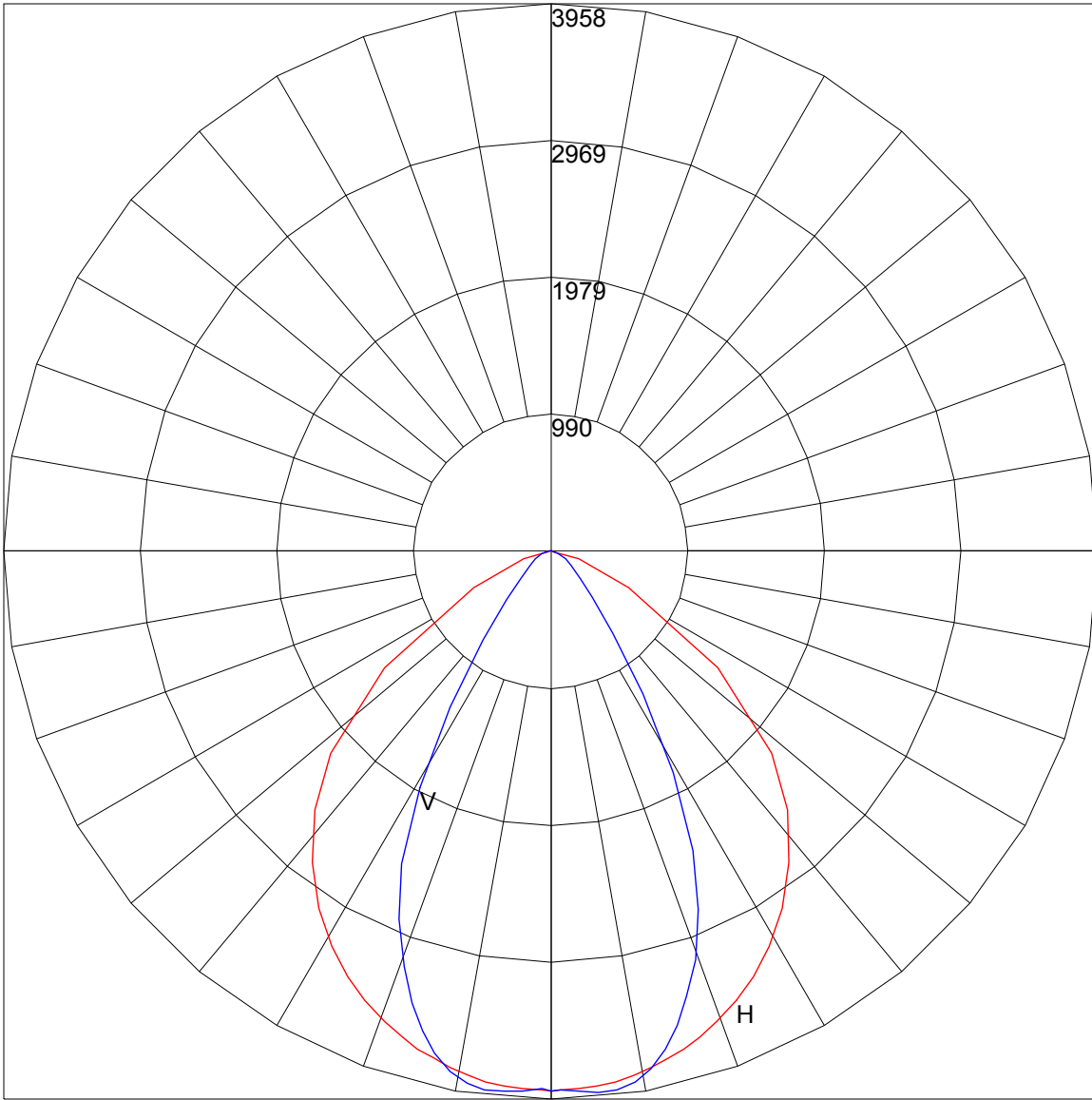
NEMA Type	7 H x 5 V
Maximum Candela	3958
Maximum Candela Angle	-3H -7V
Horizontal Beam Angle (50%)	97.5
Vertical Beam Angle (50%)	57.1
Horizontal Field Angle (10%)	140.3
Vertical Field Angle (10%)	88.9
Lumens Per Lamp	N.A. (absolute)
Total Lamp Lumens	N.A. (absolute)
Beam Lumens	4021
Beam Efficiency	N.A.
Field Lumens	5548
Field Efficiency	N.A.
Spill Lumens	441
Luminaire Lumens	5989
Total Efficiency	N.A.
Total Luminaire Watts	52.36
Ballast Factor	1.00

IES FLOOD REPORT
PHOTOMETRIC FILENAME : L112210704.IES

AXIAL CANDELA

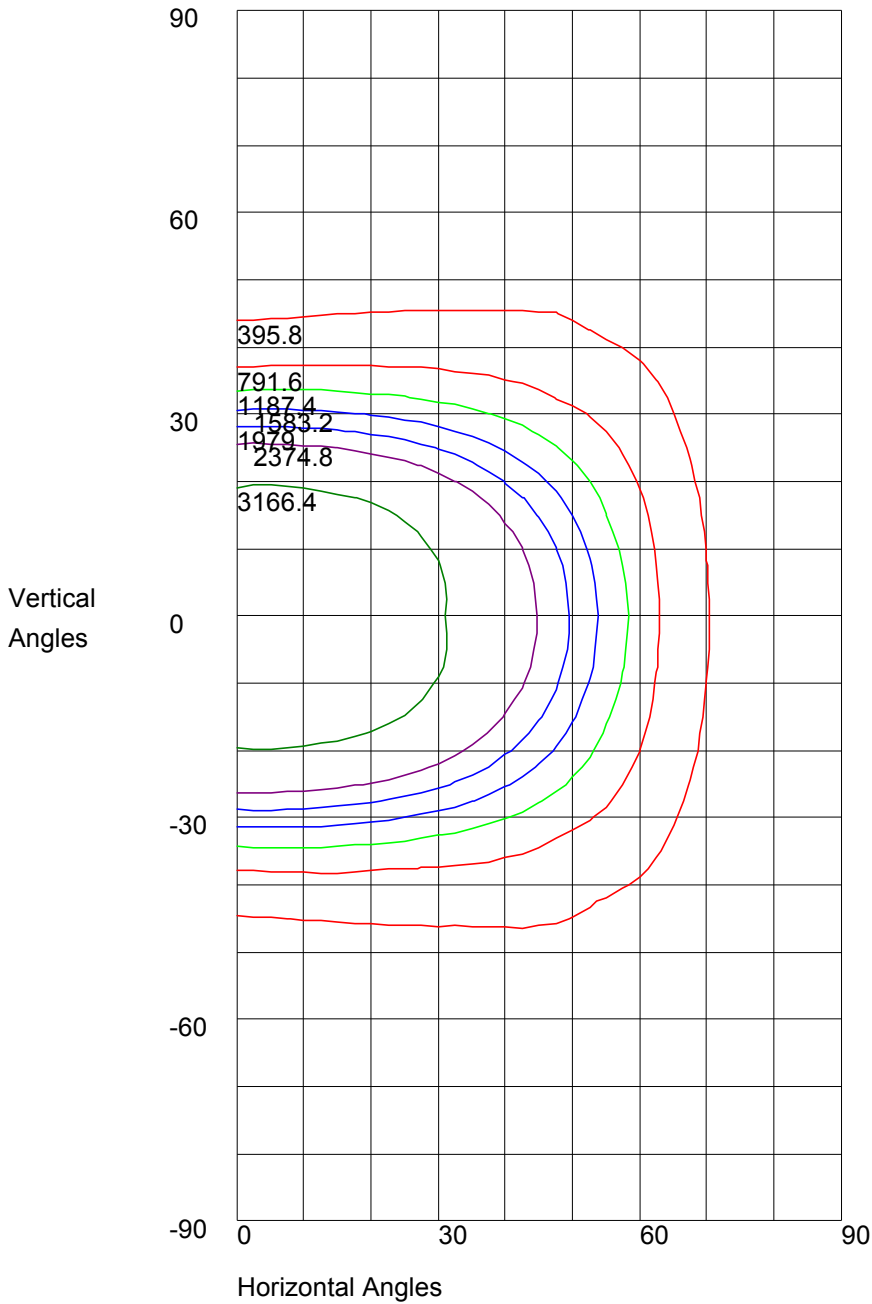
DEG.	HOR.	DEG.	VERT.
90	0	90	0
85	27	85	5
75	207	75	55
65	619	65	119
55	1471	55	181
47.5	2165	47.5	285
42.5	2531	42.5	441
37.5	2836	37.5	746
33	3075	33	1231
29	3261	29	1828
25.5	3405	25.5	2393
22.5	3514	22.5	2799
19.5	3607	19.5	3135
17	3671	17	3366
15	3722	15	3542
13	3764	13	3694
11	3801	11	3810
9	3835	9	3887
7	3861	7	3924
5	3878	5	3924
3	3888	3	3902
1	3893	1	3889
0	3899	0	3899
-1	3893	-1	3887
-3	3888	-3	3904
-5	3878	-5	3918
-7	3861	-7	3919
-9	3835	-9	3891
-11	3801	-11	3827
-13	3764	-13	3724
-15	3722	-15	3582
-17	3671	-17	3417
-19.5	3607	-19.5	3184
-22.5	3514	-22.5	2877
-25.5	3405	-25.5	2501
-29	3261	-29	1949
-33	3075	-33	1341
-37.5	2836	-37.5	809
-42.5	2531	-42.5	470
-47.5	2165	-47.5	296
-55	1471	-55	182
-65	619	-65	121
-75	207	-75	62
-85	27	-85	8
-90	0	-90	0

AXIAL CANDELA DISPLAY



Maximum Candela = 3958 Located At Horizontal Angle =-3, Vertical Angle =-7
H - Horizontal Axial Candela
V - Vertical Axial Candela

ISOCANDELA CURVES



Maximum Candela = 3958 Located At Horizontal Angle =-3, Vertical Angle =-7
50% Maximum Candela = 1979
10% Maximum Candela = 395.8