

Specifications

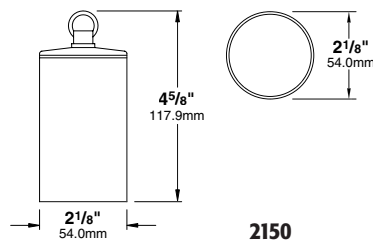
Model 2117
HOUSING: Injection-molded, fiber-reinforced polymer, specially formulated to accept all Vista polyester powder-coated finishes, adding strength and exceptional UV stability – warranted for ten years against corrosion.
LENS COVER: Grated, precision CNC-machined solid brass lens cover fitted to the housing with a silicone o-ring gasketed lens – providing a superior weather-tight seal.
FINISH: Natural brass lens cover. Housing available in black only.
SOCKET/LAMP HOLDER: Top grade ceramic socket with nickel contacts, stainless steel springs, and Teflon-jacketed wire leads.
LENS: Clear, tempered, shock- and heat-resistant, soda-lime glass lens—crowned (convex) to avoid collection of underwater debris on lens. Optical effect lenses are available, please see accessories column on fixture ordering information.
LAMP TYPE: Standard lamp included with fixture. For other lamp and wattage options see Lamp Guide, pages 138–139.
PHOTOMETRICS: Water clarity will affect photometrics. For lamp photometric data, see pages 143–145.
MOUNTING: Fully adjustable mounting bracket, to provide precise light aiming, mounted on a cement counter weight base for stable placement under water.
FASTENERS/INSERTS: All fasteners are stainless steel with brass inserts.
WIRING: Fixtures are prewired with a fifteen-foot pigtail of 18-3 double-jacketed, water-resistant cable including a green ground wire in accordance with Underwriters Laboratories (UL) standards. Connectors for a required above-water connection are also included.
CAUTION: Follow installation instructions as well as local electrical codes when installing underwater fixtures. Underwater fixtures are **NOT** for use in swimming pools or spas.




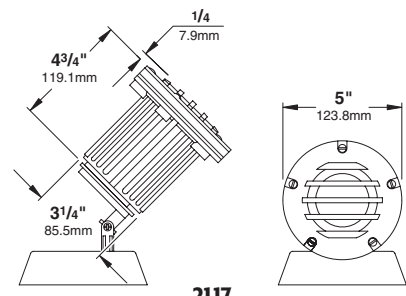
2117 Brass **MR-16 Lamp or LED**
50 W Max **LN-20 BAB/FG Standard**

Specifications

Models 2150 and 2151
HOUSING: Heavy gauge, extruded, solid copper tubing fitted to a precision CNC-machined, solid brass base with a dual silicone o-ring gasket – providing a superior weather-tight seal.
FINISH: Brushed natural copper and brass. (Brushed copper will rapidly age to an elegant rich bronzelike color and may develop areas of patina over time.)
SOCKET/LAMP HOLDER: Top grade ceramic socket with nickel contacts, stainless steel springs, and Teflon-jacketed wire leads.
LENS: Clear, tempered, shock- and heat-resistant soda-lime glass lens. Optical effect lenses are available; please see accessories column on fixture ordering information.
LAMP TYPE: Standard lamp included with fixture. For other lamp and wattage options see Lamp Guide, pages 138–139.
PHOTOMETRICS: For photometric data, see pages 143–145.
MOUNTING:
2150 – Solid brass loop with a six-foot stainless steel cable-hanger included.
2151 – Adjustable bracket and J-box included.
FASTENERS/INSERTS: Fasteners are stainless steel and brass.
WIRING: All fixtures are prewired with a three-foot pigtail of 18-2 SPT1 UV-resistant cable and weather-resistant connectors for a secure connection to the supply cable.



2150 Copper **MR-16 or LED**
35 W Max **LN-20 BAB Standard**



2151 Copper **MR-16 or LED**
35 W Max **LN-20 BAB Standard**

LED Specifications

LED: Type 3 Luxeon High Output LED with Vista exclusive smart-driver, powered to operate for 50,000 hours.
OPTICS: Integral high-efficiency optics available in spot through flood beam spreads.
ELECTRICAL: Input voltage range 6–15V AC, regulated to achieve uniform illumination throughout the cable run of fixtures. Integral surge and reverse polarity protection.

Copper Series

Specifications

Models 2152 and 2153
HOUSING: Stamped solid copper.
FINISH: Brushed natural copper. (Brushed copper will rapidly age to an elegant rich bronzelike color and may develop areas of patina over time.)
SOCKET/LAMP HOLDER: Top grade ceramic socket with nickel contacts, stainless steel springs, and Teflon-jacketed wire leads.
LENS: Clear, high-impact, polycarbonate lens.
LAMP TYPE: Standard lamp included with fixture. For other lamp and wattage options see Lamp Guide, pages 138–139.
PHOTOMETRICS: For photometric data, see page 154.
MOUNTING: Solid brass loop with a six-foot stainless steel cable-hanger included.
FASTENERS/INSERTS: All fasteners are stainless steel.
WIRING: Fixtures are prewired with a three-foot pigtail of 18-2 SPT1 UV resistant cable and underground connectors for a secure connection to the supply cable.



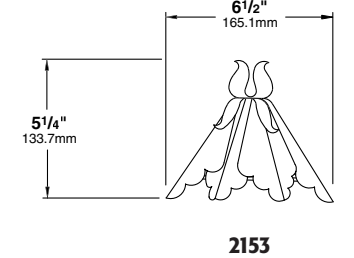
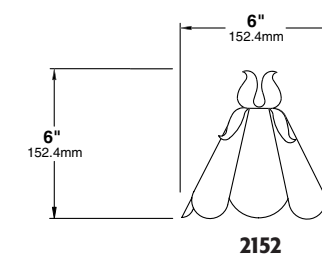
2152 Copper **T3 or LED**
20 W Max **LN-10 T-3 Hal. Std.**



2153 Copper **T3 or LED**
20 W Max **LN-10 T-3 Hal. Std.**

LED Specifications

LED: Type 3 Luxeon High Output LED with Vista exclusive smart-driver, powered to operate for 50,000 hours.
ELECTRICAL: Input voltage range 6–15V AC, regulated to achieve uniform illumination throughout the cable run of fixtures. Integral surge and reverse polarity protection.



Check throughout this catalog for the LED available logo, designating products that can be ordered with LED lamp assemblies.

FIXTURE ORDERING INFORMATION

TO ORDER FIXTURE: Select appropriate choice from each column as in the following example

EXAMPLE: HT-2150-CSN-BAB-BL

MOUNTING	CATALOG NO.	FINISH	LAMP	ACCESSORIES
UW – Underwater	2117	CSN – Natural Copper and Brass	(Please see lamp order code column on lamp guide, pages 138–139.)	BL – Cool Blue lens SL – Spread lens FR – Frosted lens DBL – Dark Blue lens GL – Dark Green lens RL – Red lens YL – Amber lens HL – Honeycomb louver
DL – Adjustable bracket and J-box incl.	2151			
HT – Brass loop with stainless steel cable-hanger incl.	2150 2152* 2153*		LED (Please see LED order code column on lamp guide, page 142, Group A (2117, 2150, 2151), or Group B (2152, 2153).)	

Fixtures shipped with standard lamp, unless otherwise specified.

Fixtures shipped with specified mounting hardware.

*The only available accessory for models 2152 and 2153 is FR – Frosted Lens.

Note: Underwater fixtures are **NOT** for use in swimming pools or spas.



Not all accessories are available for all fixtures – please see all footnotes below before ordering.

