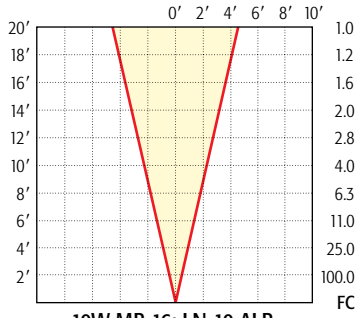
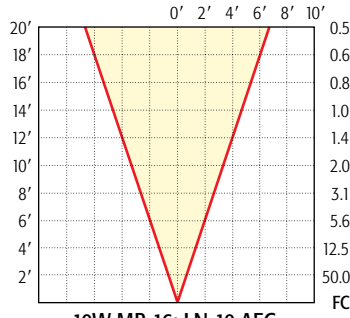


**Beam Spread: 21°**



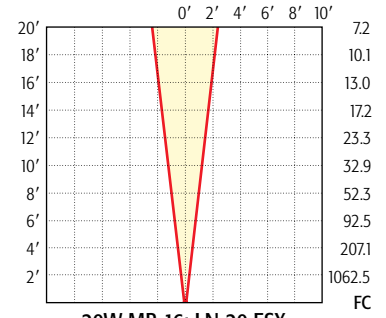
**10W MR-16: LN-10 ALR**

**Beam Spread: 32°**



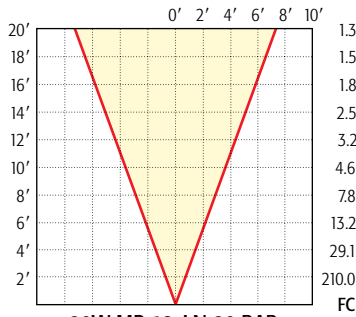
**10W MR-16: LN-10 AEC**

**Beam Spread: 12°**



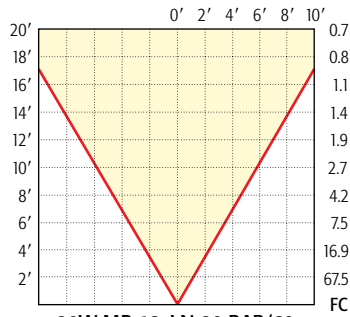
**20W MR-16: LN-20 ESX**

**Beam Spread: 36°**



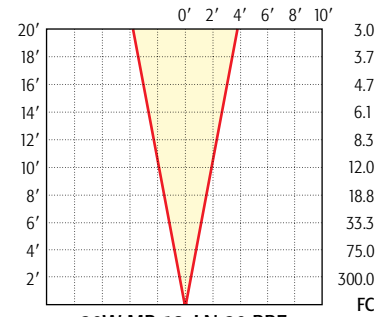
**20W MR-16: LN-20 BAB**

**Beam Spread: 60°**



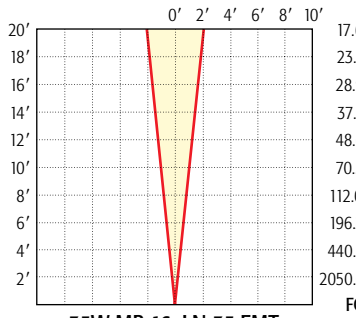
**20W MR-16: LN-20 BAB/60**

**Beam Spread: 24°**



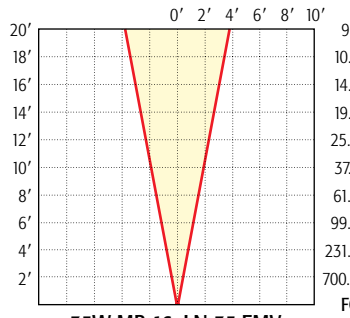
**20W MR-16: LN-20 BBF**

**Beam Spread: 12°**



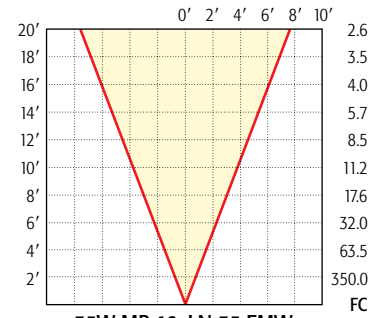
**35W MR-16: LN-35 FMT**

**Beam Spread: 24°**



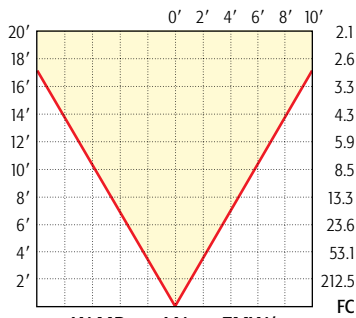
**35W MR-16: LN-35 FMV**

**Beam Spread: 36°**



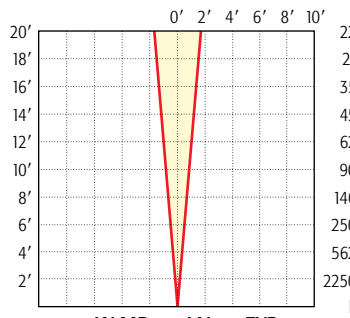
**35W MR-16: LN-35 FMW**

**Beam Spread: 60°**



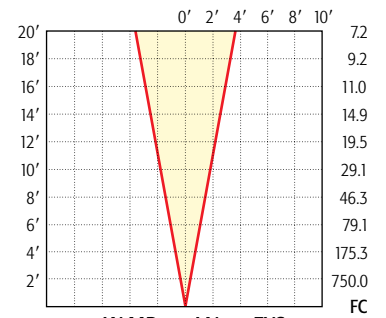
**35W MR-16: LN-35 FMW/60**

**Beam Spread: 12°**



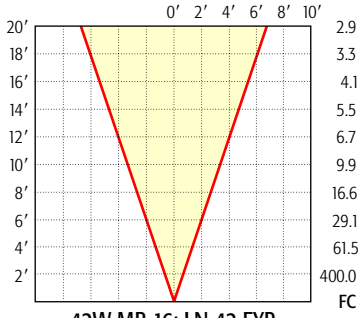
**42W MR-16: LN-42 EYR**

**Beam Spread: 23°**



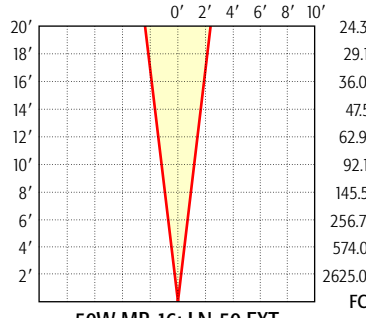
**42W MR-16: LN-42 EYS**

**Beam Spread: 38°**



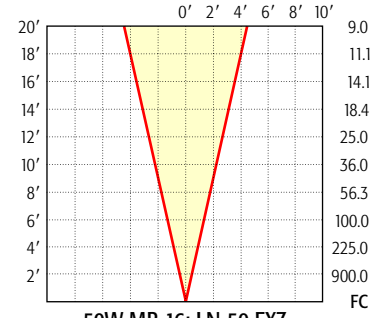
**42W MR-16: LN-42 EYP**

**Beam Spread: 12°**



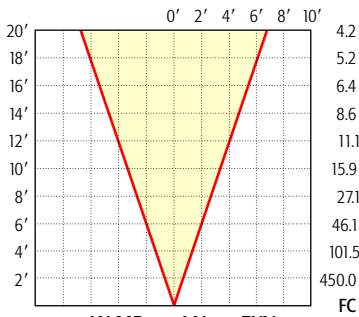
**50W MR-16: LN-50 EXT**

**Beam Spread: 24°**



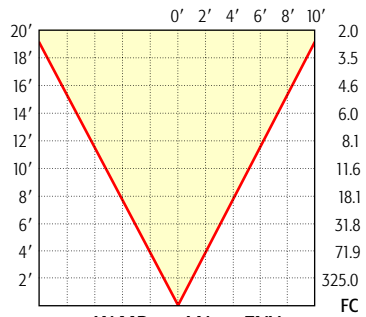
**50W MR-16: LN-50 EXZ**

**Beam Spread: 36°**



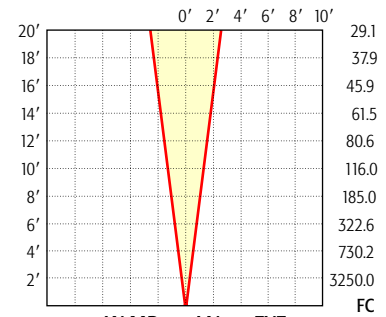
**50W MR-16: LN-50 EXN**

**Beam Spread: 60°**



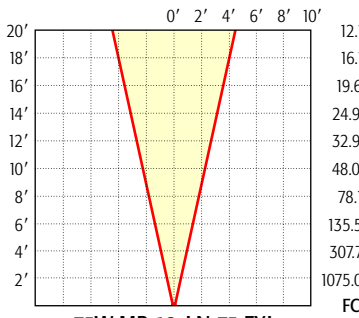
**50W MR-16: LN-50 FNV**

**Beam Spread: 12°**



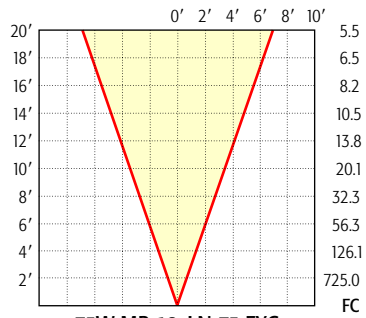
**75W MR-16: LN-75 EYF**

**Beam Spread: 24°**



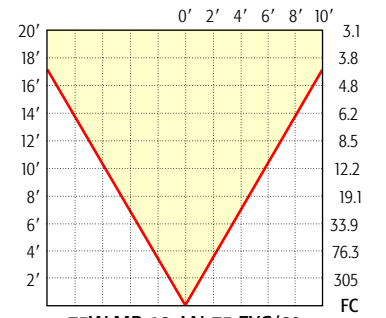
**75W MR-16: LN-75 EYJ**

**Beam Spread: 36°**



**75W MR-16: LN-75 EYC**

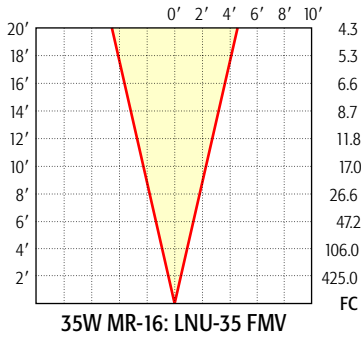
**Beam Spread: 60°**



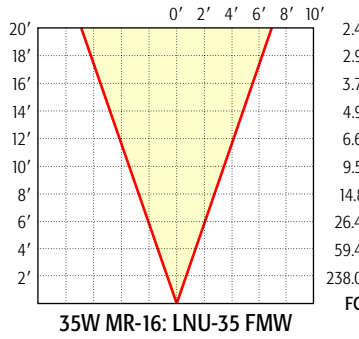
**75W MR-16: LN-75 EYC/60**

**MR-16 Ultra 10,000 Hour**

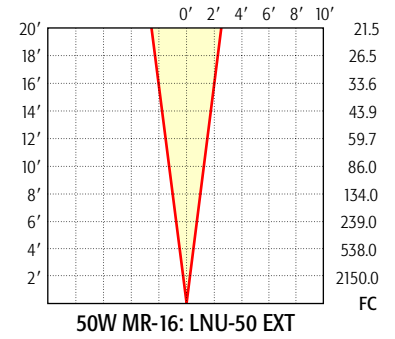
Beam Spread: 24°



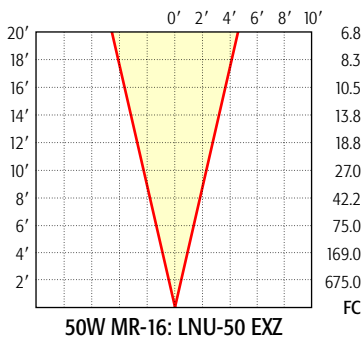
Beam Spread: 36°



Beam Spread: 12°



Beam Spread: 24°



Beam Spread: 36°

