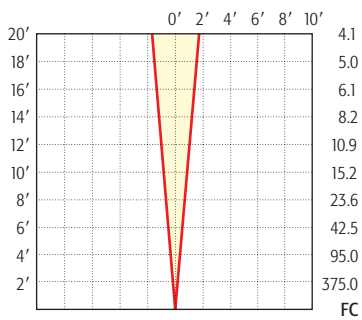


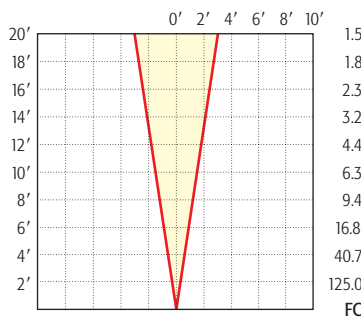
MR-11

Beam Spread: 10°



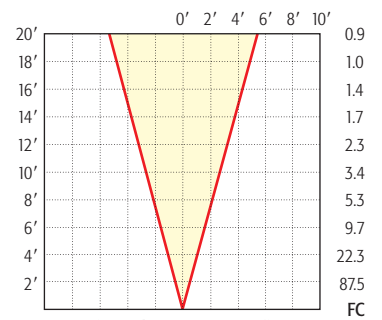
12W MR-11: LN-12 FTA

Beam Spread: 17°



12W MR-11: LN-12 FTM

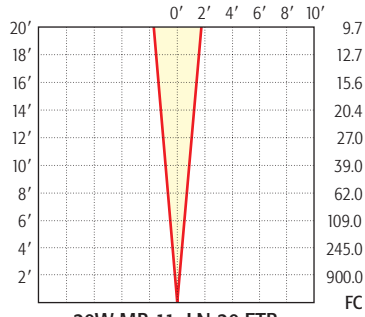
Beam Spread: 30°



12W MR-11: LN-12 FTW

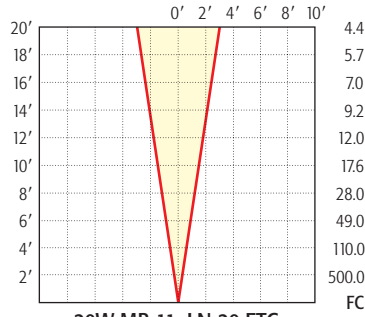


Beam Spread: 10°



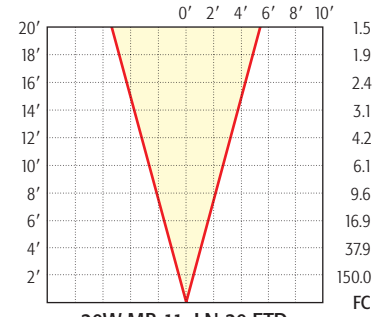
20W MR-11: LN-20 FTB

Beam Spread: 17°



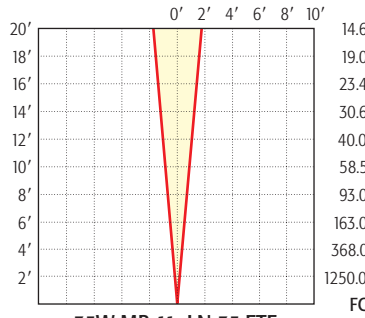
20W MR-11: LN-20 FTC

Beam Spread: 30°



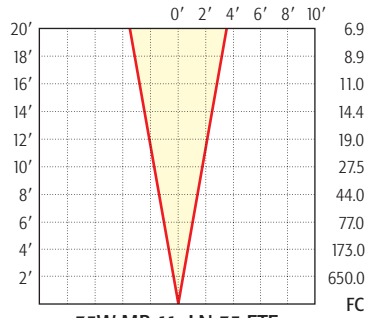
20W MR-11: LN-20 FTD

Beam Spread: 10°



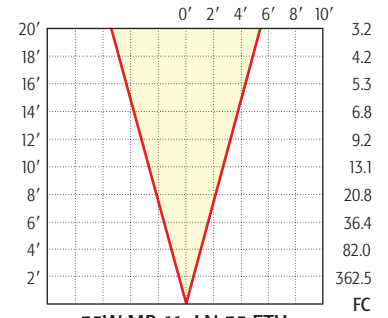
35W MR-11: LN-35 FTE

Beam Spread: 20°



35W MR-11: LN-35 FTF

Beam Spread: 30°



35W MR-11: LN-35 FTH