



MODEL 1081 | Specification Sheet

Commercial Series • Floodlight

TYPE: MODEL:

PROJECT:

PRODUCT FEATURES



Wattage	75 W maximum
Voltage	120 VAC
Lamp Type	MR-16 compatible (lamp not included)
Dimensions	3⅝" DIA x [5½" 7" 9"] D

ORDERING INFORMATION

EXAMPLE: 1081-B-CX-N-120-HL

MODEL	FINISH	LENS	SHROUD	INPUT VOLTAGE	ACCESSORIES
1081				120	
1081	B Black	CX Crowned Clear Lens CBL Crowned Cool Blue Lens CFR Crowned Frosted Lens	N No shroud M Medium Shroud L Long Shroud	120 120 VAC	HL Honeycomb Louver
	Z Architectural Bronze				
	DZ Dark Bronze				
	GT Granite				
	W White				
	BR Architectural Brick				
	LZ Light Bronze				
	SB Special Bronze				
	GG Glossy Gray				
	R Rust				
	HG Hunter Green				
	WB Weathered Bronze				
	WI Weathered Iron				
	GM Graphite Metallic				
	G Verde				ORDERING NOTES Fixture shipped with no lamp
	P Pewter				
	M Mocha				
	OF Olde Finish				



PROFESSIONAL
OUTDOOR LIGHTING

www.VistaPro.com • email@vistapro.com • Fax: (888) 670-VISTA (8478)
1625 Surveyor Avenue • Simi Valley, CA 93063 • (805) 527-0987 • (800) 766-VISTA (8478)
Vista Professional Outdoor Lighting reserves the right to modify the design and/or construction
of the fixture shown without further notification.



SPECIFICATIONS

LAMP TYPE:

MR-16 compatible. Lamp not included.
12 Volt transformer integrated into fixture.

HOUSING:

Injection-molded, glass-reinforced Ryton™ R4 composite.
Housing aimable utilizing Vista's patented Infinity Knuckle.

SHROUD:

Injection-molded, glass-reinforced Ryton™ R4 composite fitted to the housing with a molded gasket.

FINISH:

Powder coat finish available in Black, Architectural Bronze, Dark Bronze, Granite, White, Architectural Brick, Light Bronze, Special Bronze, Glossy Gray, Rust, Hunter Green, Weathered Bronze, Weathered Iron, Graphite Metallic, Verde, Pewter, Mocha and Olde Finish. Custom Powder coat finishes available on request.

LENS:

Clear, tempered, shock & heat resistant, soda-lime glass lens - crowned (convex) to promote water runoff. Optical effect lenses are available.

WIRING:

Prewired with 150° C-rated wire.

MOUNTING:

Infinity Knuckle – Die-cast, copper-free aluminum, stainless steel stem with ½" NPT thread. A fully sealed spherical grommet allows for precise aiming and retention.

FASTENERS/INSERTS:

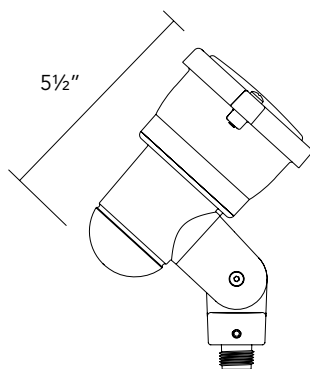
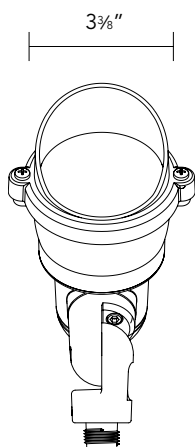
All fasteners are stainless steel.

CERTIFICATION:

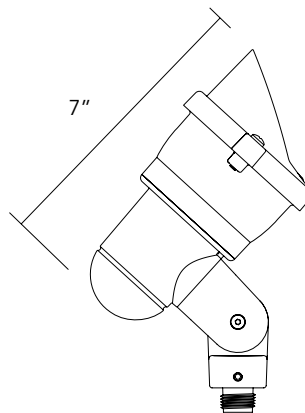
cULus wet location listed (UL 1598).
The maximum wattages allowed by Underwriters Laboratories (UL) for the U.S. & Canadian markets may vary. Maximum wattages specified are Underwriters Laboratories U.S. standard. Please contact Vista for any questions about the maximum wattages allowed by UL Canadian standards.

Ingress Protection Rating: IP65

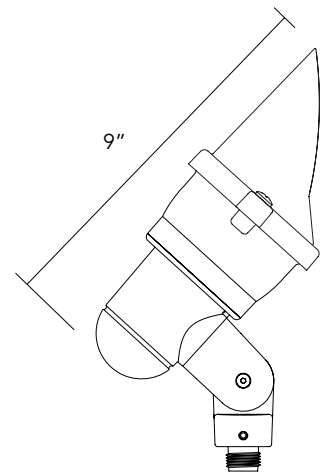
DIMENSIONS



No Shroud **N**



Medium Shroud **M**



Long Shroud **L**

