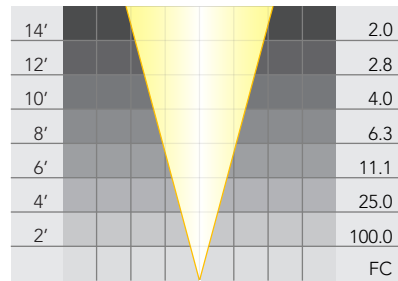


**MR-8: LN-35 DAR**

Wattage: 5W

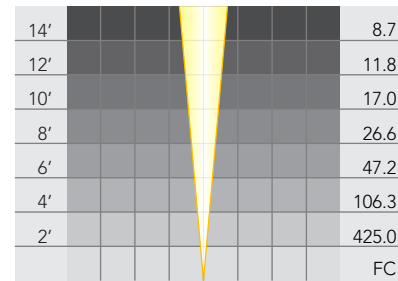
Beam Spread: 30°



**MR-8: LN-10 ADL**

Wattage: 10W

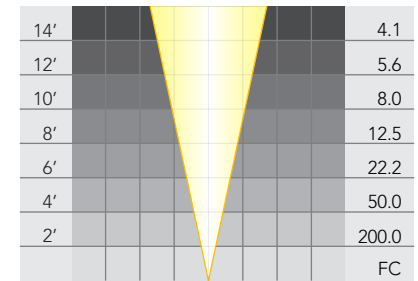
Beam Spread: 30°



**MR-8: LN-20 SMP**

Wattage: 20W

Beam Spread: 10°



**MR-8: LN-20 CMP**

Wattage: 20W

Beam Spread: 25°